

# AIRING AND HEATING

You can have good air and a healthy atmosphere in your apartment by airing and heating properly.



## AVOIDING THE FORMATION OF MOLD AND MILDEW

The formation of mold/mildew can be avoided by airing and heating properly!

It takes some time before you can see mold on the walls. Then black, gray, greenish or red spots can be seen. Mold is harmful to health!



### IMPORTANT TO KNOW

You must report mold or mildew to your landlord!

## PROPER AIRING = “SHOCK VENTILATION”!

### SHOCK VENTILATION — HERE’S HOW:



Open the windows wide for about 10 minutes. This should be done several times a day. (Be sure to keep an eye on children and pets.) If you open several windows at once, you create a draft. That gives a bigger effect!

➔ **TIP 1:** *Shock ventilate at least twice daily!*

The humidity (water in the air) in an apartment can quickly increase due to cooking, showering, and many people being in a crowded space.

The damp air then needs to get out soon by opening the windows up wide.

➔ **TIP 2:** *Always air out after these activities: hanging up wet laundry, taking a shower or cooking.*



## AVOID CONDENSATION


Condensation happens when there is too much water in the air. When glass fogs up indoors, on mirrors or windows, this is condensation that you can see.

The extra water also condenses on the walls. You often can't see that. Damp walls help mold to form. If you don't keep the walls dry by ventilating, mold might grow without you noticing it at first.

## HEATING PROPERLY IN THE COLD SEASONS

When it gets cold outside beginning in October, the room temperature drops in the apartment. This is the time that the heating system is turned on. As a rule, the heating period ends in April, as soon as spring begins and it starts to get warm.

➔ **TIP 3:** Set the heater control so that you have a room temperature of 20 to 22 degrees Celsius. The room temperature shouldn't ever drop below 18 degrees Celsius (not even when you are out of town for a longer period of time).



## PAYMENT OF HEATING COSTS

A measurement device, often on the heater, measures how much you use and is read once a year. This information is used to find out how much you have to pay for heating.

An estimation of how much you will use is made when you move into a new apartment. The heating cost is paid in advance with the rent each month as part of the utilities.

If you have paid too much at the end of the year (because you have used less than estimated), you will receive a refund of the amount you overpaid. If you have used more heat than you have paid for, you will have to pay the difference.

➔ **TIP 4:** A great way to save money: when airing out the apartment, turn down the heat to save energy.